



60cm 4 Zone Life Induction Cooktop

- 4 Induction Cooking Zones
- 9 Power Levels
- 1x Bridge zone
- Residual Heat Indicators
- Front touch controls
- Pause Function
- Pan Detection
- Fast Heating Function
- Booster & Double Booster
- Melting Function
- Chef Cook
- Child Lock
- Minute minder, end cooking & count up



Melting

When activated the zone will operate between 1.5%-2% of its normal power, Ideal for melting or warming.



Pause Mode

Will simply pause Cooking. The cooktop will recall what settings you were using when you resume.



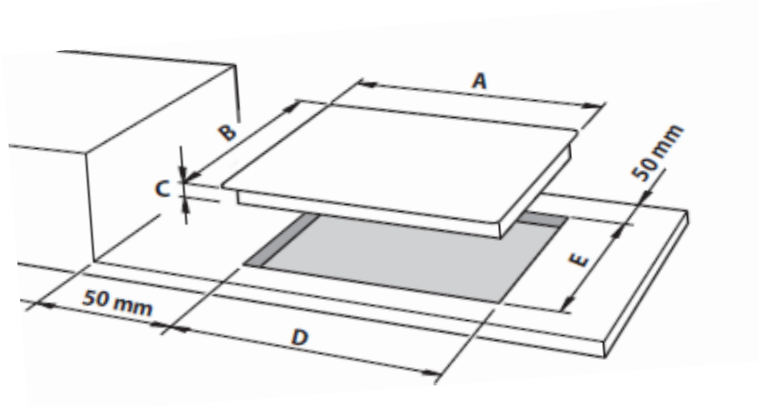
Chef Cook

Pre-set temperature levels are activated when Chef Cook is selected

TECHNICAL SPECIFICATIONS

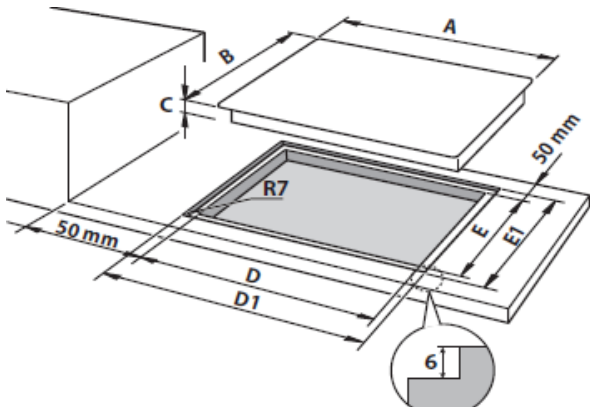
Product Dimensions (H x W x D)	mm	4 x 600 x 520
Voltage	V	220-240
Current	A	32.17
Left x2 Normal/Boost/Double Boost/Bridge	W	2100/2300/3000/3700
Right Front- Normal/Boost	W	1400/1850
Right Rear - Normal/Boost/Double Booster	W	1400/1850/2100
Total Power Consumption	W	7400
Warranty		2 years

Standard Installation



Flush Installation

If you wish to install the hob flush with the work surface, it is necessary to execute a milling in the hole of the cut-out as indicated



Description	Measures (mm)						
	A (*)	B (*)	C (**)	D	D1	E	E1
60cm wide models	600	520	47 or 53 for flush installation	560	605	480	525

- (*) For models with metal trim/s add 4mm to the measurement for each trim.
Example: front metal trim= B+4mm.
- (**) from the top of countertop to bottom of cooktop.

The product dimensions and specifications on this page apply to the specific model at the time of issue
Dimensions & specifications may change at any time.